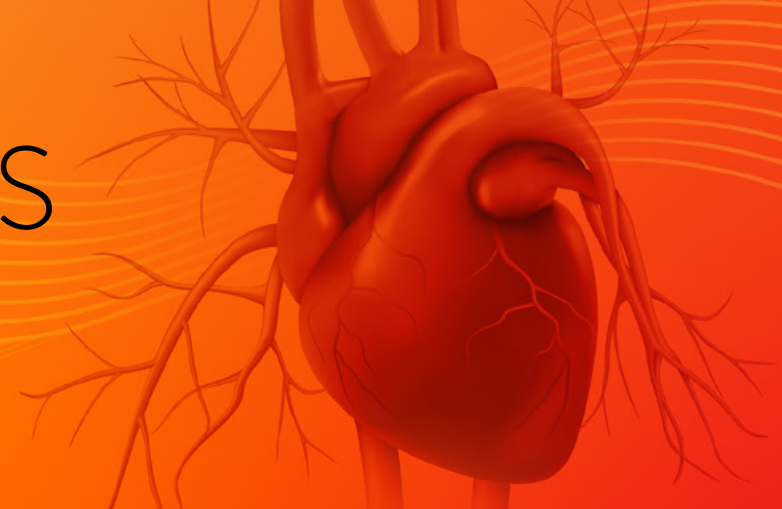


EVERY STEP MATTERS

Individualized solutions from start to finish
for calcified lesions.



ACCESS

ASSESS

PREPARE

TREAT

VERIFY

CLOSE



Gain access with the right guide wires

Mild Calcification

- HI-TORQUE VERSATURN™ Guide Wire
- HI-TORQUE TURNTRAC™ Guide Wire

Moderate Calcification

- HI-TORQUE PILOT™ Guide Wire
- HI-TORQUE WHISPER™ Guide Wire

Severe Calcification

- HI-TORQUE PILOT™ 200 Guide Wire



Visualize the best path forward with OCT and full physiology

OCT Intravascular Imaging

- Ultreon™ 2.0 Software
- OPTIS™ Next Imaging Systems
- Dragonfly OpStar™ Catheter

Epicardial and Microvascular Assessment

- CoroFlow⁺ Cardiovascular System
- PressureWire™ X Guidewire



Clear obstacles with OAS and coronary dilatation catheters

Mild/Moderate Calcification

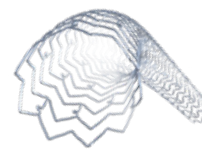
- NC TREK NEO™ Coronary Dilatation Catheter

Severe Calcification

- Diamondback 360™ Coronary Orbital Atherectomy System

Initially Uncrossable Lesion

- MINI TREK™ and TREK™ Coronary Dilatation Catheters
- Diamondback 360™ Coronary Orbital Atherectomy System



Treat confidently with DES

Treatment Options for Complex Lesions

- XIENCE™ Family of Stents



Optimize outcomes with OCT

OCT Intravascular Imaging

- Ultreon™ 2.0 Software
- OPTIS™ Next Imaging Systems
- Dragonfly OpStar™ Catheter



Manage hemostasis efficiently

Suture-based


- Perclose™ ProStyle™ Suture-Mediated Closure and Repair System
- Perclose ProGlide™ Suture-Mediated Closure System

Clip-based

- StarClose™ SE Vascular Closure System

Information contained herein for DISTRIBUTION outside of the U.S. ONLY.
Check the regulatory status of the device in areas where CE marking is not the regulation in force.

©2024 Abbott. All rights reserved. MAT-2408428 v1.0



Diamondback 360™ Coronary Orbital Atherectomy System is manufactured and distributed by Cardiovascular Systems, Inc. (CSI). CSI is a subsidiary of the Abbott Group of Companies.

CAUTION: These products are intended for use by or under the direction of a physician. Prior to use, reference the Instructions for Use, inside the product carton (when available) or at *manuals.eifu.abbott* or at *csi360.com/product-solutions/instructions-for-use/* for more detailed information on Indications, Contraindications, Warnings, Precautions and Adverse Events. This material is intended for use with healthcare professionals only.

**Information contained herein for DISTRIBUTION outside of the U.S. ONLY.
Check the regulatory status of the device in areas where CE marking is not the regulation in force.**

Illustrations are artist's representations only and should not be considered as engineering drawings or photographs. Photos on file at Abbott.

Abbott International BV

Park Lane, Culliganlaan 2B, 1831 Diegem, Belgium, Tel: 32.2.714.14.11

™ Indicates a trademark of the Abbott Group of Companies.

‡ Indicates a third-party trademark, which is property of its respective owner.

www.cardiovascular.abbott

©2024 Abbott. All rights reserved. MAT-2408428 v1.0

